

Elmbrook Humane Society

Adoption Guide



Table of Contents

Check List.....	4
• Food Recommendations.....	5
• Veterinary List.....	6
What To Expect.....	7
Dog Body Language.....	8
Dog Proof Your Home.....	9
Crate Training.....	10
• Crate Size.....	11
House Training.....	12
Force Free Training.....	13
Rethinking Your Training Tools.....	14
Dog Enrichment.....	15

Because of the dog's joyfulness, our
own is increased. It is no small gift.

—*Mary Oliver*



Check List

☐ 01

Food and Water Bowls

Be sure to pick a food brand with quality ingredients. You can use enrichment items like a slo feeder or snuffle mat to feed your dog in as well.



☐ 02

Leash and Collar

We recommend a standard 6–8" leash as opposed to a retractable leash. No-slip Martingale collars, buckle collars, and no pull harnesses are great options for your dog as well.



☐ 03

Crate


A crate should be large enough for your dog to turn around in and lie down in but not be much larger than that.



☐ 04

Chew Toys

There are a lot of different toys you can get for your dog such as Kong toys, Nylabones, plush toys, tennis balls, etc. Keep your dog's mind and body active by getting a variety!



☐ 05

Treats

Treats are essential when it comes to training your dog and rewarding good behavior.



☐ 06

Blankets and Bedding

Be sure to make your dog's crate a cozy environment that they'll enjoy. This will help your dog feel "at home".



☐ 07

ID Tags

Be sure to purchase an ID tag for your dog that has your name, address, and phone number.



☐ 08

An Appointment With Your Veterinarian

Be sure to schedule an appointment with your vet so they can meet your animal and make sure they are up-to-date on treatments and vaccines.



Food Reccomendations



The Farmers Dog	Ollie	Spot & Tango
The Honest Kitchen	Open Farm	Just For Dogs
Hound and Gatos	Stella & Chewy's	Ziwi Peak
Fromm	Weruva	Merrick
Tiki Dog	Instict	Wellness
Wysong	Orijen	Canidae
Nature's Logic	Acana	Taste of the Wild

Veterinary Clinics



Elmbrook Humane Society is grateful to these veterinarians for donating their services; however, this list is not an EBHS endorsement or recommendation.


You received a half sheet in your adoption folder for a free wellness exam. It is important to get your new pet established with a vet in case anything medical arises. We have a list of veterinary clinics that accept the half sheet and you can view the lists below.

Veterinarians Inside Waukesha County

Click [Here](#) for the list of vet clinics in Waukesha County.

Veterinarians Outside Waukesha County

Click [Here](#) for the list of vet clinics outside of Waukesha County.



What To Expect

Allow An Acclimation Period

You likely will not see your dog's true personality until several weeks after adoption. Your dog will be a bit uneasy at first as they get to know you. Be patient and understanding while also keeping to the schedule you intend to maintain for feeding, walking, etc. This schedule will show your dog what is expected of them as well as what they can expect from you.

The 3-3-3 Rule

We generally say that it takes 3 days for a dog to get used to their new surroundings, 3 weeks for them to understand their new routine, and 3 months to be totally acclimated into their new home and lifestyle.

Take It Slow

For the first few days, do not bring your dog to the dog park, on trips to the pet store, visits to a friend's house, or meetings with the neighborhood children.



DOGGIE LANGUAGE

starring Boogie the Boston Terrier



ALERT



SUSPICIOUS



ANXIOUS



THREATENED



ANGRY



"PEACE!"
look away/head turn



STRESSED
yawn



STRESSED
nose lick



"PEACE!"
sniff ground



"RESPECT!"
turn & walk away



"NEED SPACE"
whale eye



STALKING



STRESSED
scratching



STRESS RELEASE
shake off



RELAXED
soft ears, blinky eyes



"RESPECT!"
offer his back



FRIENDLY & POLITE
curved body



FRIENDLY



"PRETTY PLEASE"
round puppy face



"I'M YOUR LOVEBUG"
belly-rub pose



"HELLO I LOVE YOU!"
greeting stretch



"I'M FRIENDLY!"
play bow



"READY!"
prey bow



"YOU WILL FEED ME"



CURIOUS
head tilt



HAPPY
(or hot)



OVERJOYED
wiggly



"MMMM...."



"I LOVE YOU,
DON'T STOP"

Dog Proof Your Home



Avoid Poisonous Plants

There are several household plants that are poisonous to dog or can cause vomiting and diarrhea. It is best to remove any plants or place them somewhere a dog wouldn't be able to reach.



Start Your Schedule

Start your schedule for feeding, toileting, and play/exercise. You want to make sure your dog gets into a steady routine so they can acclimate into your home and lifestyle.



Lock Up Cleaning Supplies And Medications

Put child-proof latches on your cabinets to keep your dog from licking, chewing, or eating cleaning products and medicine.



Install Baby Gates

Block off any area of the house that might not be safe for your dog to be in without your supervision. It is also a good idea to gradually introduce your dog to the house, so they don't get overwhelmed with too much space.



Cover Electrical Cords

Unplug electrical cords when they aren't in use or cover them with cord protectors. If your dog's a chewer, they could be in for a nasty shock.



Crate Training

Crate Basics

- A crate should be large enough for a dog to lie down and turn around in.
- If a dog has never been crated before, introduce the crate slowly. Put food just inside the opening and eventually move the food to the back of the crate. The goal is to close the door, but the process should be done gradually.
- Feed at least one meal a day in the crate, which helps make crating a part of your dog's daily routine.



Remember, your job is to convince your dog that the crate is the BEST place in the house!

Your Dog Says No—Go to a Crate

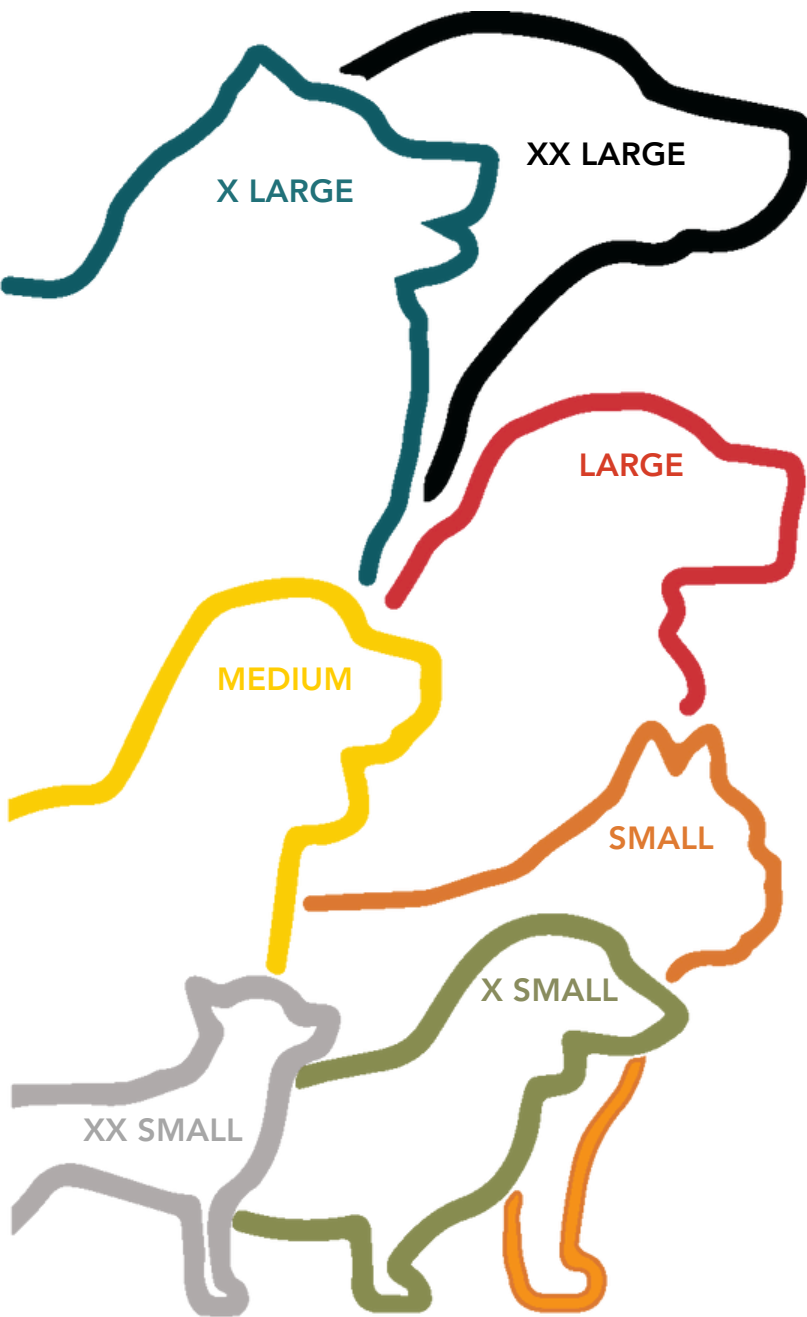
If your dog is resistant to a crate initially, give ALL meals and treats in the crate. Then place the dog in the crate but do not leave the room. Allow the dog to remain in the crate for a few minutes, gradually increasing the time and eventually leaving the room and then the house for short intervals.

Crate Problem Solving

Never let a dog out of the crate until he is quiet. Otherwise, he will quickly learn he can get out of his crate by exhibiting negative behavior. Be proactive so he doesn't start crying or digging.

When you let the dog out of the crate, do not make a big deal out of the exit. That excitement would communicate, "Whew, glad you are out of that awful place."

Crate Training - Crate Size



XX Large

36" long & up to 28" tall – **90+ lbs**

Labrador, German Shepherd, Golden Retriever

X Large

32" long & up to 25" tall – **up to 70 lbs**

Samoyed, Chow Chow, Hound

Large

30" long & up to 23" tall – **up to 50 lbs**

Cocker Spaniel, Shetland Sheepdog, Border Collie

Medium

24" long & up to 20" tall – **up to 30 lbs**

Beagle, Miniature Schnauzer, Corgi

Small

22" long & up to 16" tall – **up to 25 lbs**

French Bulldog, Cavalier King Charles, Scottish Terrier

X Small

18" long & up to 11" tall – **up to 15 lbs**

Miniature Dachshund, Maltese, Pekingese

XX Small

16" long & up to 9" tall – **up to 10 lbs**

Chihuahua, Pomeranian, Yorkshire Terrier

House Training



Don't assume your dog is house trained

Your dog is in a new environment with new smells, new rules, and a new schedule. Be patient. Take him out often and communicate what you expect in very clear terms.

Remove all scents in the home

If you had a dog or your current dog has had accidents, clean all spots very well. Use a product designed for urine or hire a carpet cleaner that specializes in pet stains and odors for your carpets.

Manage the environment for success

Provide immediate feedback and prevent mistakes. If he is allowed to potty on a surface in the house, he is learning how to potty inside and not how to hold it or go outside.

Reward for good behavior

Find a treat your dog loves, such as deli meat, hot dogs, or liver treats, something he doesn't get often. Reserve this treat only for outside potty. Once your dog is trained and understands what is expected of him, you can wean him off the treats.



The Myths of House Training

Myth: "My dog always sneaks off into the basement or the dining room to potty."


Truth: Your dog is smart and is just trying to relieve himself. Dogs will try to use areas in the house that they don't view as part of the home, so they tend to pick areas that the family doesn't spend a lot of time in or that are usually carpeted.

Myth: "My dog knows he did wrong! He cowers and sneaks off when I ask him what he's done."


Truth: Dogs are masters at reading body language, so if you say "What did you do?" in a raised tone, your dog may hide, cower, etc. In an effort to diffuse you being upset, your dog is offering appeasement gestures to calm you down. Correcting a dog after the fact will only cause confusion and fear for your dog.

Force Free Training

Force free training is a type of training that takes into account the emotions and feelings of animals along with the science of how animals learn. Force Free training does not employ pain, startling techniques, fear, or anything the animal perceives as negative for care and training. Rather, it uses treats, toys, praise, and other positive recognitions to reward good behavior when it occurs.



Our adoption contract prohibits the the use of punishment including shock/e-collars, electric fences, prong/choke collars, and more.



Dogs have the mentality of a toddler and thus, any training method or tool that causes pain, intimidation, or fear can have lasting negative effects.



Alpha and dominance based theories have been proven wrong through decades of studies by leading industry experts and even by the scientist who coined the phrase!

Rethink Your Dog Training Tools



Studies show using force free training techniques is more effective and more humane. It is evidence-based training recommended by trainers, behavior specialists, and veterinary professionals.



Improperly Fit Harness

Can alter the gait of a dog and cause pain. Changing the way a dog walks is like wearing shoes that don't fit right. It's uncomfortable and causes long-term pain or even injury.



Prong Collars and Choke Chains

Can damage the trachea of a dog and create negative associations. Using pain to train can cause psychological and physical damage.



Shock Collars

Can change the way areas of the brain communicate with each other, create negative associations, and even cause anxiety and aggression. Studies show they can cause stress even long after use and some dogs may never recover.



Leash Correction and Leash Pulling

Can raise anxiety and aggression. Pulling your dog's leash or pulling it to correct a behavior can cause negative associations to other dogs, people, or even you.

Dog Enrichment

Many destructive behaviors we see in dogs are the result of boredom and a lack of mental stimulation.

They need both physical and mental activities. Dogs need to use their minds by problem solving daily.

Dogs instinctively hunt for their food.

Interactive toys make the dogs use their natural instinct to hunt, scavenge, and seek, which keeps them busy and out of mischief!

Meal time is the perfect place to begin modifying your dog's behavior.

We recommend feeding just ONE meal a day in a puzzle or treat ball and giving one frozen KONG a day as another outlet for their energy. Studies show once an animal learns to work for their food, they prefer to do so!

EXAMPLES OF INTERACTIVE TOYS

KONG

Great for stuffing with natural peanut butter, canned food, a little cream cheese, treats, and then freeze to keep your dog occupied.



Outward Hound Nina Ottosson Dog Tornado

This toy is a four-layer spinning puzzle for your dog to solve.



Bob-A-Lot

Adjustable openings allow you to regulate the difficulty level. Weighted anti-slip bottom makes the toy wobble erratically, enticing your dog to play.



Outward Hound Nina Ottosson Treat Maze

This toy dispenses treats from two entry points. This tap and flip treat game works to keep dogs engaged and entertained.



Treat Ball

As your dog plays, the ball will dispense treats to keep him focused and entertained.



West Paw Toppl

Toppl's soft, rounded inner 'teeth' contain a contoured cavity to hold treats in place until your dog nudges them out.



Elmbrook Humane Society



Contact Information

Address :

20950 Enterprise Ave, Brookfield, WI, 53045

Phone Number :

(262) 782-9261

Email :

elmbrookhs@ebhs.org

Website:

www.ebhs.org

